
























Y6 iLanguages French Scheme of Work Overview





Symbols key:







Culture	Vocabulary	Listening	Speaking	Reading	Writing	Phonics	Grammar	Singing	Watching	Collaborative learning
										

Week	Learning Outcomes	Age related expectations	Skills
1: Etre and Avoir	<ul style="list-style-type: none"> Revise the conjugation of <i>être</i> and <i>avoir</i> and become more confident in using all parts of these irregular verbs. Learn how to pronounce parts of <i>être</i> and <i>avoir</i> correctly, especially silent letters. 	<p>Grammar - verbs: Use the full conjugation of the verbs <i>être</i> and <i>avoir</i> in several different contexts, still with some errors.</p> <p>Grammar - more complex language: Use subordinating connectives <i>si</i> (if) and some may be able to use <i>que</i> (which).</p> <p>Listen & recount: Listen to and recount from memory familiar stories, songs, rhymes and poems.</p>	
2: Etre and avoir	<ul style="list-style-type: none"> Revise the conjugation of <i>être</i> and <i>avoir</i> and become more confident in using all parts of these irregular verbs. Learn how to listen carefully and distinguish between the different parts of <i>être</i> and <i>avoir</i>. 	<p>Y6 Standard:</p> <p>Grammar - verbs: Use the full conjugation of the verbs <i>être</i> and <i>avoir</i> in several different contexts, still with some errors.</p> <p>Grammar - more complex language: Use subordinating connectives <i>si</i> (if) and some may be able to use <i>que</i> (which).</p> <p>Listen & recount: Listen to and recount from memory familiar stories, songs, rhymes and poems.</p>	
3: Etre and avoir with questions	<ul style="list-style-type: none"> Standard: Use a variety of conjugations of <i>être</i> and <i>avoir</i> to ask and answer a series of questions. Learn how ask questions in different ways using intonation. 	<p>Y6 Standard:</p> <p>Grammar - questions: Understand and create questions.</p> <p>Listen & speak: Take part in short conversations using familiar structures and vocabulary.</p> <p>Translate: Translate sentences or short texts from French to English and English to French including the use of a dictionary or supporting resource.</p>	






			
4: The time: hour, quarter and half past	<ul style="list-style-type: none"> Learn how ask the time. Learn how to tell the time on the hour, quarter past and half past. 	<p>Grammar – more complex language: The time</p> <p>Listen & recount: Listen to and recount from memory familiar stories, songs, rhymes and poems.</p> <p>Translate: Translate sentences from French to English and English to French including the use of a dictionary or supporting resource.</p>	
5: The time: minutes past the hour	<ul style="list-style-type: none"> Revise how to tell the time on the hour, quarter past and half past. Learn how to tell the time using minutes past the hour. 	<p>Grammar – more complex language: The time</p> <p>Listen & recount: Listen to and recount from memory familiar stories, songs, rhymes and poems.</p> <p>Listen & speak: Take part in short conversations using familiar structures and vocabulary.</p>	
6: Daily routine in other countries	<ul style="list-style-type: none"> Revise daily routine. Learning about children’s daily routine in another culture. 	<p>Speak: Use extended and complex sentences with more detailed information independently, sometimes from memory, including presenting to an audience, on a range of familiar topics with good pronunciation and intonation and increasing confidence, fluency and spontaneity.</p> <p>Write independently: Write extended sentences including complex structures to create a text from memory, on familiar topics for different purposes with mostly accurate spelling.</p> <p>Cultural capital: Deepen children’s understanding of the wider French-speaking world and beyond.</p>	
7: Houses	<ul style="list-style-type: none"> Learn to give opinions about houses with a variety of reasons. Be able to make comparisons using adjectives. Learn to extend opinions/responses. 	<p>Transcribe: Listen to and extended write sentences with complex structures mostly accurately by applying phonic knowledge.</p> <p>Speak: Use extended and complex sentences with more detailed information independently, sometimes from memory, including presenting to an audience, on a range of familiar topics with good pronunciation and intonation and increasing confidence, fluency and spontaneity.</p> <p>Write independently: Write extended sentences including complex structures to create a text from memory, on familiar topics for different purposes with mostly accurate spelling.</p> <p>Grammar: More complex language: use comparative language (plus /moins que..._</p>	


<p>8. Comparatives and preferences</p>	<ul style="list-style-type: none"> • Revise comparatives • Be able to write/ talk about their favourite hobbies and subjects • Use past, present and future phrases. • Revise comparatives • Be able to write/ talk about their favourite hobbies and subjects • Use past, present and future phrases. 	<p>Read: Read and understand a variety of texts (for gist or detail) including extended and complex sentences on a range of familiar topics. Write with support: Write extended texts accurately on a few topics using a sentence builder or writing frame for support and including unfamiliar words found in a dictionary. Grammar: Verbs" Use the perfect tense with auxiliary <i>avoir</i> and or <i>être</i> with regular verbs in the 1st person. Imperfect phrases;e.g. <i>c'était</i>. Use near future with <i>aller</i> + infinitive in the first person. More complex language : use comparative language (<i>plus/ moins que</i> and <i>mieux/pire</i>).</p>	
<p>9: Three little pigs</p>	<ul style="list-style-type: none"> • Appreciate a story and understand the main points • Perform a play to an audience 	<p>Listen and understand: Listen to and understand the main points and key details from a range passages including complex language and reference to past and future tenses. Listen and recount: Listen to and recount from memory familiar stories, songs, rhymes and poems Speak: Use extended and complex sentences with more detailed information independently, sometimes from memory, including presenting to an audience, on a range of familiar topics with good pronunciation and intonation and increasing confidence, fluency and spontaneity.</p>	
<p>10: Rooms in a house</p>	<ul style="list-style-type: none"> • Learn vocabulary to describes rooms in the house • Understand and produce extended sentences relating activities to rooms in a house • Write a paragraph in the past, present and future tense 	<p>Read: Read and understand a variety of texts (for gist or detail) including extended and complex sentences on a range of familiar topics. Translate: Translate texts including subordinate clauses or complex language from French to English and English to French including the use of a dictionary or supporting resource. Adapt a written model: Use a text with complex structure as a model for an independent piece of writing on familiar topics, using reference materials to proof read to improve accuracy. Grammar: More complex language: Use comparative language (<i>plus/ moins que</i> and <i>mieux/pire</i>). Verbs : use the perfect tense with <i>avoir</i>, the imperfect tense <i>c'était</i> and the near future with <i>aller</i> plus infinitive.</p>	
<p>11: Avoir phrases</p>	<ul style="list-style-type: none"> • Children understand and use <i>avoir</i> phrases in the first person. • Children understand, translate and use sentences in the past, present and future tense. 	<p>Speak: Use extended and complex sentences with more detailed information independently, sometimes from memory, including presenting to an audience, on a range of familiar topics with good pronunciation and intonation and increasing confidence, fluency and spontaneity. Write independently: Write extended sentences including complex structures to create a text from memory, on familiar topics for different purposes with mostly accurate spelling. Cultural capital: Deepen children's understanding of the wider French-speaking world and beyond.</p>	

<p>12: The best place in the world: home</p>	<ul style="list-style-type: none"> Recap rooms and <i>avoir</i> phrases Build phrases using <i>je peux</i> plus an infinitive Understand a story with subordinate clauses 	<p>Listen and understand: Listen and understand the main points and key details from a range passages including complex language and reference to past and future tenses.</p> <p>Read and understand: Read and understand the main points and key details from a range passages including complex language and reference to past and future tenses.</p> <p>Verbs: Modal verb; <i>je peux</i> + infinitive (I can ...)</p>	
<p>Christmas: Christmas presents</p>	<ul style="list-style-type: none"> Learn about children's favourite toys around the world. Be able to describe what Christmas presents they got/didn't get/hope to get. Be able to give their opinion on their presents/favourite toys. 	<p>Listen and understand: Listen to and understand the main points and key details from a range passages including complex language and reference to past and future tenses.</p> <p>Read and understand: Read and understand a variety of texts (for gist or detail) including extended and complex sentences on a range of familiar topics.</p> <p>Speak: Use extended and complex sentences with more detailed information independently, sometimes from memory, including presenting to an audience, on a range of familiar topics with good pronunciation and intonation and increasing confidence, fluency and spontaneity.</p> <p>Cultural capital: Deepen children's understanding of the wider French-speaking world and beyond. A global focus including authentic resources. Children's lives around the world.</p>	
<p>13: My bedroom</p>	<ul style="list-style-type: none"> Revise vocabulary to describe items in the bedroom Revise here is/are and possessive adjectives Read/listen and understand sentences in the past, present and future. Read aloud with excellent pronunciation Revise vocabulary to describe items in the bedroom Revise here is/are and possessive adjectives Read/listen and understand sentences in the past, present and future. Read aloud with excellent pronunciation. 	<p>Read aloud: Read aloud from a variety of different types of texts including some unfamiliar language confidently with good expression. Broaden vocabulary through reading more widely.</p> <p>Verbs: Modal verb; <i>je peux</i> + infinitive (I can ...) Use near future with <i>aller</i> + infinitive in the first person. Use the perfect tense with auxiliary <i>avoir</i> and or <i>être</i> with regular verbs in the 1st person.</p> <p>Agreements: Understand word order and agreements: nouns, adjectives, verbs</p>	
<p>14: My bedroom</p>	<ul style="list-style-type: none"> Write complex sentences in the past, present and future from memory 	<p>Write independently: Write extended sentences including complex structures to create a text from memory, on familiar topics for different purposes with mostly accurate spelling.</p>	

			
15: Bedrooms around the world	<ul style="list-style-type: none"> Listen and understand bedroom descriptions Learn about what children around the world have in their room Complete reading comprehension with a dictionary for support. Children respond to and answer questions in French 	<p>Listening and understand: Listen to and understand the main points and some detail in extended sentences and short passages.</p> <p>Cultural capital: Children's lives around the world.</p> <p>Read: Read and understand a variety of texts (for gist or detail) including extended and complex sentences on a range of familiar topics.</p> <p>Translate: Translate sentences or short texts from French to English and English to French including the use of a dictionary or supporting resource.</p>	
16: Places in a town	<ul style="list-style-type: none"> Learn vocabulary for places in a town. Learn about a French city and research and present information about a city. 	<p>Y6 Standard:</p> <p>Read: Read and understand a variety of texts including extended and complex sentences on a range of familiar topics.</p> <p>Write with support: Write extended texts accurately on a few topics using a sentence builder or writing frame for support and including unfamiliar words found in a dictionary.</p> <p>Grammar – more complex language: Use subordinating connectives <i>si</i> (if) and some may be able to use <i>que</i> (which).</p> <p>Translate: Translate sentences or short texts from French to English and English to French.</p> <p>Cultural capital: Independent research into a French-speaking country.</p>	
17: Revision of aller and places in town	<ul style="list-style-type: none"> Standard: Revise vocabulary for places in a town Revise the conjugation of aller (to go) Learn how to say 'to' with a place and 'pour' (in order to) 	<p>Listen & recount: Listen to and recount familiar stories, songs, rhymes or poems, including the use of visual cues or prompts.</p> <p>Apply phonic knowledge: Read extended sentences accurately that contain mostly familiar language, applying phonic knowledge.</p> <p>Grammar – verbs: Use the full conjugation of the verb <i>aller</i> in several different contexts, still with some errors.</p>	
18: Directions	<ul style="list-style-type: none"> Learn language relating to directions Revise language for places in a town 	<p>Listen & understand: Listen to and understand the main points and key details from a range passages including complex language and reference to past and future tenses.</p> <p>Listen & recount: Listen to and recount from memory familiar stories, songs, rhymes and poems.</p>	
19: Directions part 2	<ul style="list-style-type: none"> Learn more language relating to directions. Be able to understand and give directions orally. 	<p>Listen & understand: Listen to and understand the main points and key details from a range passages including complex language and reference to past and future tenses.</p> <p>Read: Read and understand a variety of short simple texts in different formats</p>	

		and different contexts.	
20: Buying food	<ul style="list-style-type: none"> Revise vocabulary for buying food and numbers 0-60. Learn how to buy food in a shop. 	<p>Listen & understand: Listen to and understand the main points and key details from a range passages including complex language and reference to past and future tenses.</p> <p>Listen & speak: Take part in short conversations using familiar structures and vocabulary.</p>	
21: Numbers 1-100	<ul style="list-style-type: none"> Revise vocabulary for buying items Learn numbers 61-100 	<p>Listen & understand: Listen to and understand the main points and key details from a range passages including complex language and reference to past and future tenses.</p> <p>Listen & speak: Take part in short conversations using familiar structures and vocabulary.</p>	
Easter: April fool's day	<ul style="list-style-type: none"> Learn about the tradition of April Fool in France and Belgium. Learn about the factual information in France, Belgium and around the word. Learn further vocabulary. 	<p>Cultural capital: Learn about festivals, such as Mardi Gras and wider coverage of French traditions, such as Epiphany.</p>	
22: Numbers revision and cafe	<ul style="list-style-type: none"> Revise numbers 1-100 Conversations in a café 	<p>Listen & understand: Listen to and understand the main points and key details from a range passages including complex language and reference to past and future tenses.</p> <p>Listen & speak: Take part in short conversations using familiar structures and vocabulary. Can adapt models successfully to give an extended response including reference to the past and future.</p> <p>Adapt a written model: Use a text with complex structure as a model for an independent piece of writing on familiar topics, using reference materials to proof read to improve accuracy.</p> <p>Read: Read and understand a variety of texts including extended and complex sentences on a range of familiar topics.</p> <p>Cultural capital: A global focus including authentic resources such as French menus.</p>	
23: French	<ul style="list-style-type: none"> Revise conversations in a café Learn about famous French food and French 	<p>Listen & speak: Take part in short conversations using familiar structures and vocabulary. Can adapt models successfully to give an extended response including reference to the past and future.</p>	

<p>food and menus</p>	<ul style="list-style-type: none"> menus Work out meaning from context and by using a bilingual dictionary 	<p>Read: Read and understand a variety of texts including extended and complex sentences on a range of familiar topics. Cultural capital: A global focus including authentic resources such as French menus. Translate: Translate sentences or short texts from French to English and English to French including the use of a dictionary or supporting resource.</p>	
<p>24: The past (perfect) tense</p>	<ul style="list-style-type: none"> Learn how to form the perfect tense Differentiate between the present and perfect tenses 	<p>Grammar - verbs: Use the perfect tense with auxiliary <i>avoir</i> with regular verbs. Imperfect phrase; <i>c'était</i>. Apply phonic knowledge: Read both familiar and new words, phrases and sentences aloud with understandable pronunciation applying phonic knowledge. Translate: Translate texts including subordinate clauses or complex language from French to English and English to French including the use of a dictionary or supporting resource.</p>	
<p>25: The past (perfect) tense part 2</p>	<ul style="list-style-type: none"> Practise the perfect tense Learn how to say I/he/she went Learn how to say three past tense time phrases 	<p>Grammar - verbs: Use the perfect tense with auxiliary <i>avoir</i> with regular verbs. Imperfect phrase; <i>c'était</i>. Apply phonic knowledge: Read both familiar and new words, phrases and sentences aloud with understandable pronunciation applying phonic knowledge. Translate: Translate texts including subordinate clauses or complex language from French to English and English to French including the use of a dictionary or supporting resource.</p>	
<p>26: Speaking assessments</p>	<ul style="list-style-type: none"> Take part in conversations using extended opinions and the past, present and future. 	<p>Speaking and responding: Take part in short conversations using familiar structures and vocabulary. Can adapt models successfully to give an extended response including reference to the past and future.</p>	
<p>27: Revision</p>	<ul style="list-style-type: none"> Revise and practise the full conjugation of 'aller' and the simple future tense 	<p>Grammar: Verbs: Use the full conjugation of 'aller' to make near future sentences. Grammar: Verbs: Use the 3rd person singular in the proper future to add reasons. Translate: Translate texts including subordinate clauses or complex language from French to English and English to French including the use of a dictionary or supporting resource.</p>	
<p>28: Revision</p>	<ul style="list-style-type: none"> Revise numbers, the time, daily routine and descriptions of bedroom Practice listening assessment 	<p>Listen and understand: Listen to and understand the main points and key details from a range passages including complex language and reference to past and future tenses.</p>	

<p>29:</p>	<ul style="list-style-type: none"> • Complete an assessment in the different language skills. 	<p>Listen and understand: Listen to and understand the main points and key details from a range of passages including complex language and reference to past and future tenses.</p> <p>Read: Read and understand a variety of texts (for gist or detail) including extended and complex sentences on a range of familiar topics.</p> <p>Write independently: Write extended sentences including complex structures to create a text from memory, on familiar topics for different purposes with mostly accurate spelling.</p> <p>Speak: Use extended and complex sentences with more detailed information independently, sometimes from memory, including presenting to an audience, on a range of familiar topics with good pronunciation and intonation and increasing confidence, fluency and spontaneity.</p> <p>Listen and speak: Take part in short conversations using familiar structures and vocabulary. Can adapt models successfully to give an extended response including opinions and reasons.</p>	
<p>30:</p>	<ul style="list-style-type: none"> • Pronounce the letters of the French alphabet • Listen to words spelled out accurately write them down • Be able to spell out words given in separate letters • Use letters with accents when spelling out words 	<p>Knowledge of alphabet: Be able to recognise and use letters of the alphabet including accented letters.</p>	