

Year 1 Curriculum Newsletter Spring Term 2025

English

In English we will be continuing with our Talk for Writing program. We will begin the term with a fiction unit based on the traditional tale of Little Red Riding Hood followed by a non-fiction persuasive text and piece of writing. In the second half of the spring term we will read and innovate our own 'finding tale'.

We also continue to have daily discrete handwriting lessons.


Reading

The children will continue to participate in our phonics program 'Little Wandle' where they will be taught sound recognition for reading and spelling. They will also complete reading sessions three times a week and visit the school library weekly. There will also be daily class reading and story time sessions to instill a love of reading.

Computing

In spring term 1 we will begin to learn about programming a robot. The children will explore using individual commands, identify what a floor robot command does and use that knowledge to start predicting the outcome of programs. We will also be introduced to algorithms.

In spring term 2 we will explore data and information. This will link to our learning in maths as we will be counting, sorting, grouping and answering questions about sorted data.



We hope this newsletter provides you with some useful information about the areas that our year children will be covering this term.

If you have any concerns or queries please do not hesitate to contact your child's class teacher.

Kind Regards,

Mrs Holland & Miss Main

Weekly Home Learning

Reading – Your child should be reading at least 3 times a week and will receive a school reading book every Thursday.

Spelling - Your child will receive weekly spellings every Thursday for them to practice at home. These will link to the spellings they have completed during their learning in phonics that week.

Maths - Your child should continue to access their numbots account to complete lots of maths based games and challenges to earn certificates in our weekly whole school assemblies.

Maths

In maths this term the children will be continuing with "Power Maths" which is the scheme that runs throughout the school.

This term we will be extending our addition and subtraction skills with numbers to 20 and after half term begin to explore numbers to 50. We will be learning about division and simple multiplication. The children will continue to learn how to count in 2's, 5's and 10's.



Maths Mastery

We have started an afternoon "Maths Mastery" session that involves using familiar equipment to help the children retain and embed number facts. This develops a solid understanding of the number system, number bonds and double facts.

PE

Our indoor PE this term will be on a Tuesday. We will be learning the basic skills of badminton. Our outdoor PE remains on a Thursday afternoon. We will be using our ball skills to learn how to play netball.

Reminder: School rules state that hair should be tied back and earrings removed or taped up for PE in line with health and safety.



Science


We will be looking at the topic "Materials". The children will be investigating different materials, for example: wood, metal, plastic and begin to describe them. After half term the children will be exploring the properties of the different materials and explore the different ways that they can be used. The children will be using a range of scientific skills such as prediction, observation, testing, sorting and recording results.



PSHE

For PSHE we will be following the Jigsaw scheme. Our first topic this term will be "Dreams and Goals". This will be focus on the steps to achieve a goal. The children will learn about teamwork and building their reliance.

Following on from this topic we will be looking at "Healthy Me" which explores being healthy, making healthy choices, staying clean, medicine and road safety.



Art & DT



In art we will focus on the skill of painting. We will explore primary colours and mix them to make secondary colours, develop background washes, experiment with shade, choose and use the correct brush sizes and create an image using a printing technique.

We will find out about the life and work of famous artist, David Hockney. We will look at some of his most popular paintings, explore his use of colour and shade techniques and have a go at recreating some of his work.

In DT we will complete a textiles unit exploring finger puppets. The children will develop the skills of designing, making (including joining fabric, cutting and decorating) and evaluating.

Geography

This term we will explore the geography based unit 'The journey of a tin of beans'. We will look at a range of maps to locate items and symbols. We examine satellite images to identify physical features such as farmland and forest areas, use a compass to track a journey, plan a journey and create our own map with symbols.



RE

The children will be exploring the theme of "belief". They will look at different beliefs, some that are based in religions and some that are not. The children will have the opportunity to talk about what things they believe in.

Music

In music we will be looking at a range of music from different eras. They will learn how to name and identify the different musical instruments they can hear. We will be using our growing skills with rhythm and timing to play a range of music.




Subject Specific Vocabulary Geography:

journey	Travelling from one place to another
key	List of symbols that appear on a map
symbol	A picture used to represent a feature on a map
food	
crops	A cultivated plant grown on a large scale e.g. fruits, vegetables and cereals.
allotment	a plot of land rented by an individual for growing vegetables or flowers.
factory	a building or group of buildings where goods are manufactured or assembled
farming	the activity or business of growing crops and raising livestock
farm	an area of land and its buildings, used for growing crops and rearing animals
ordnance survey map	A detailed map produced by the government

Exciting reading linking to Geography:

- Usborne - Lift the flaps Atlas
- Collins - Childrens picture atlas
- The ordnance survey kids adventure book



Subject Specific Vocabulary Art & DT:

primary colour	The colours red, blue and yellow. These colours cannot be made by mixing. They form the foundation of all other colours made during the secondary mixing stage.
secondary colour	A colour resulting from the mixing of two primary colours
shade	A colour, especially with regard to how light or dark it is or as distinguished from one nearly like it.
David Hockney	David Hockney is an English painter, draughtsman, printmaker, stage designer, and photographer. As an important contributor to the pop art movement of the 1960s, he is considered one of the most influential British artists of the 20th and 21st centuries.
Modern art	Art of a style marked by a significant departure from traditional styles and values, in particular that created between the late 19th and the late 20th centuries.
joining	The use of glue or stitching to join two or more pieces of fabric together
felt	A kind of cloth made by rolling and pressing wool or another suitable textile accompanied by the application of moisture or heat, which causes the constituent fibres to mat together to create a smooth surface.
decoration	Adding extra detail to make an object more like the design it was intended for.

Exciting reading linking to Art & DT:

- Little People, Big Dreams: David Hockney - By Maria Isabel Sanchez Vegara
- A history of pictures for children - By David Hockney
- A Yorkshire sketchbook - by David Hockney

